



“A Combined Future for OH&S”

Aotea Centre , Auckland 10-12th September.



The “Occupational Health and Safety Industry Group”

Paul Jarvie
Chairperson
OHSIG

Welcome.

- To all 11 stakeholder groups.
- To all visitors local and overseas
- Friends and family.

Thank you.

- Conference organiser
 - Conference steering committee
 - Conference sub committees
-
- A big thank you to the sponsors, who believed in the vision.

Key sponsors.

Platinum *NZ Safety*

Gold *Department of Labour*
ACC

Newmont

OfficeMax

Multimedia

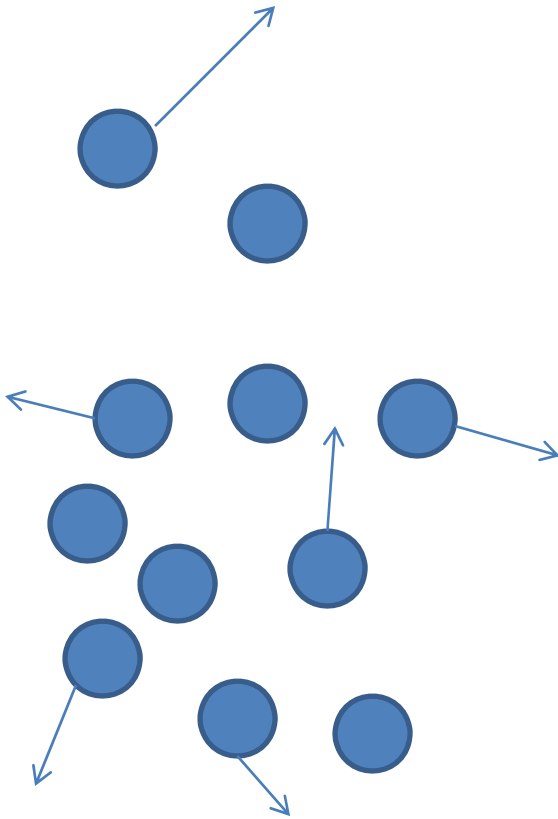
Silver *Air NZ*

Plus many other Bronze sponsors...


Who and what is OHSIG

- NZ Institute of Safety Management,
- NZ Occupational Health Nurses Assoc.
- NZ Occupational Hygiene Society,
- NZ Ergonomics Society,
- New Zealand Safety Council,
- Institute of Professional Engineers NZ (IPENZ),
- NZ Physiotherapist Occupational group,
- NZ Assoc of Occupational Therapists,
- NZ Society for Risk Management,
- Australia NZ Society of Occupational Medicine(ANZOM)
- Mechanical Engineers Society of NZ (MESNZ)

Why OHSIG



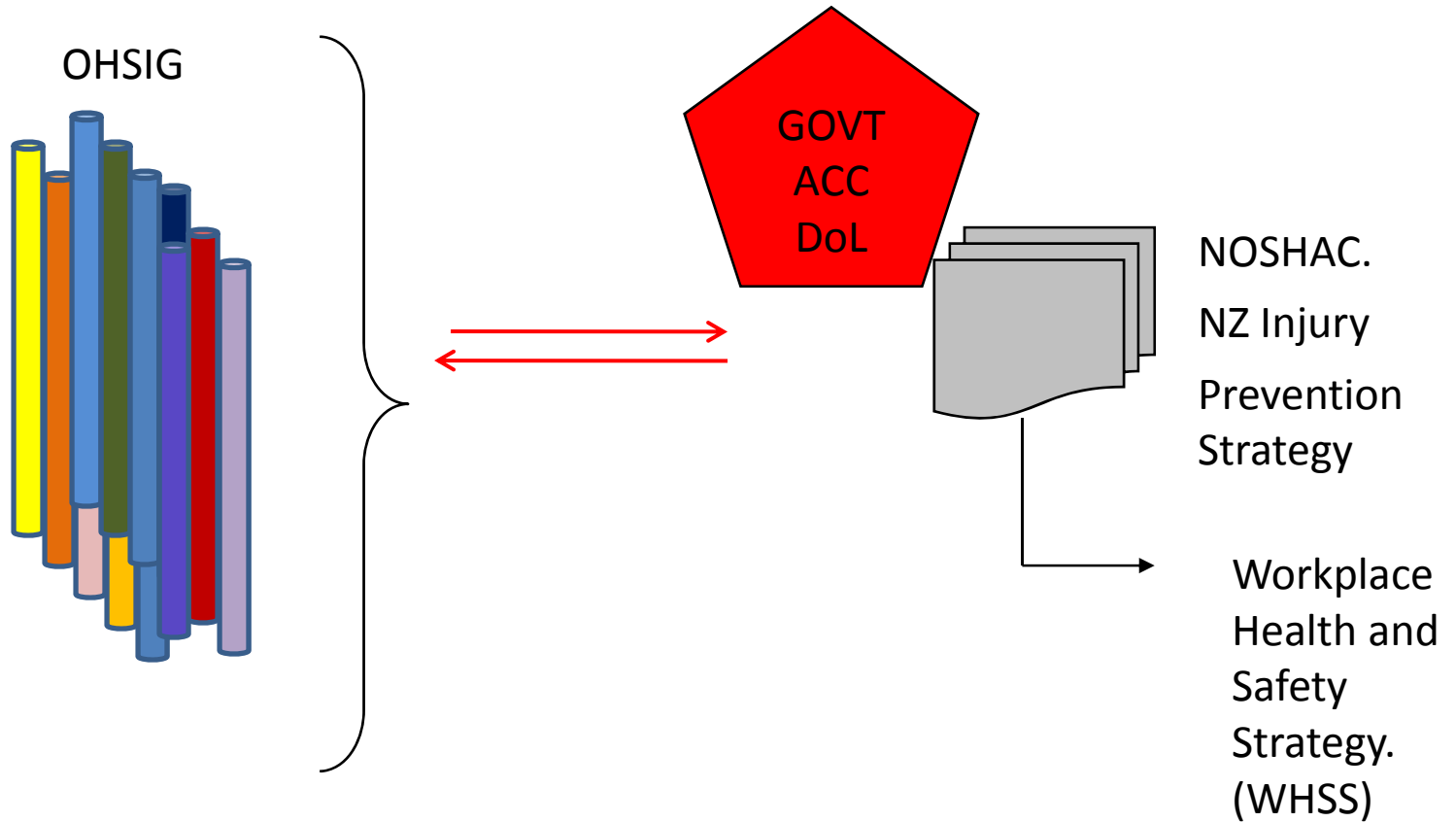
11 associations all working well but in different directions



Working collaboratively and towards a common goal. **This group IS the PROVIDER NETWORK for NZ**

OHSIG represents a 14:1 leverage when compared the DoL and ACC OH&S staff.!!!

The present picture.



The Health and Safety in Employment Act became law on April 1st 1993.

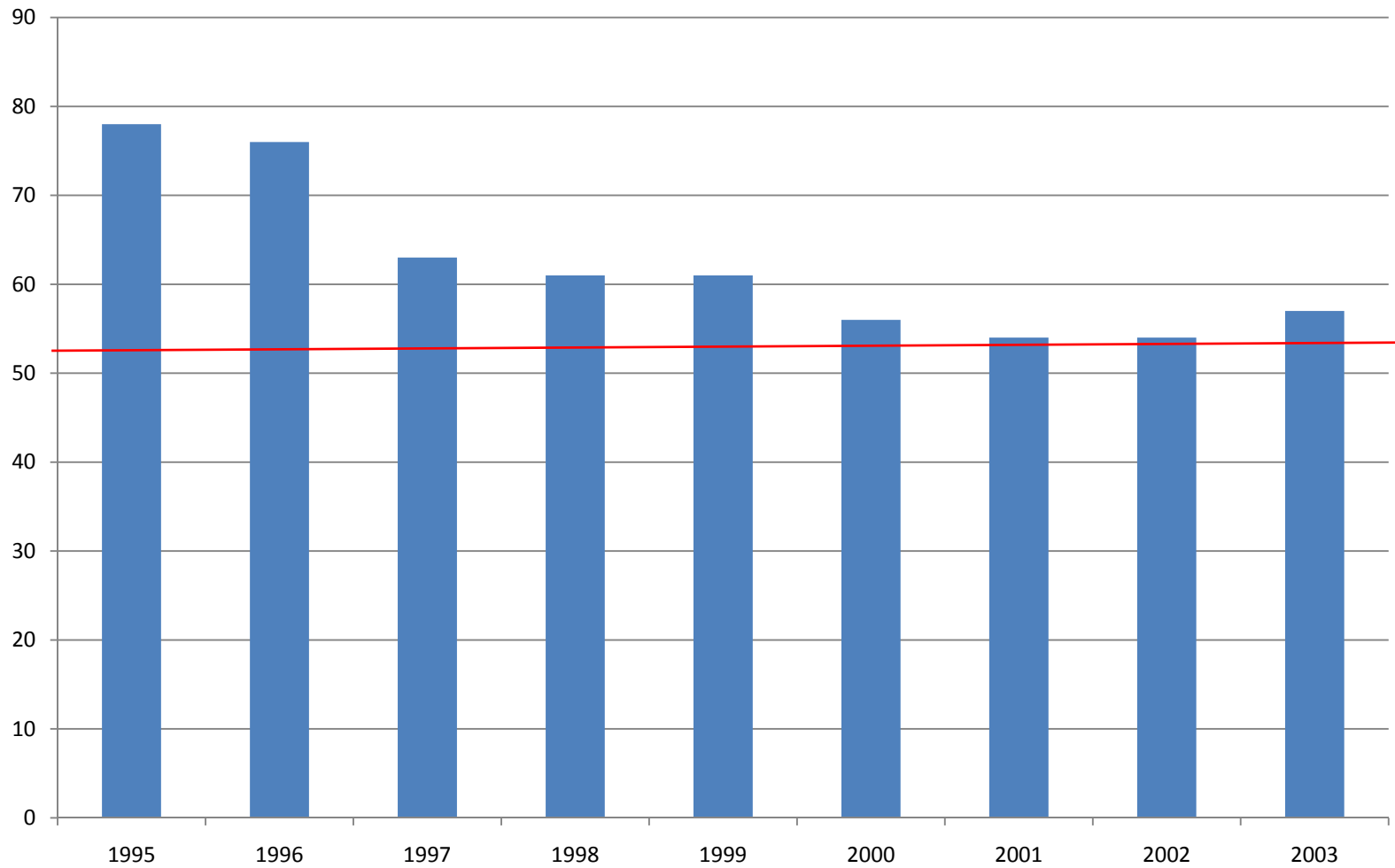
15 years have passed, what has changed?

What has happened in that 15 year period?

Interventions to date.

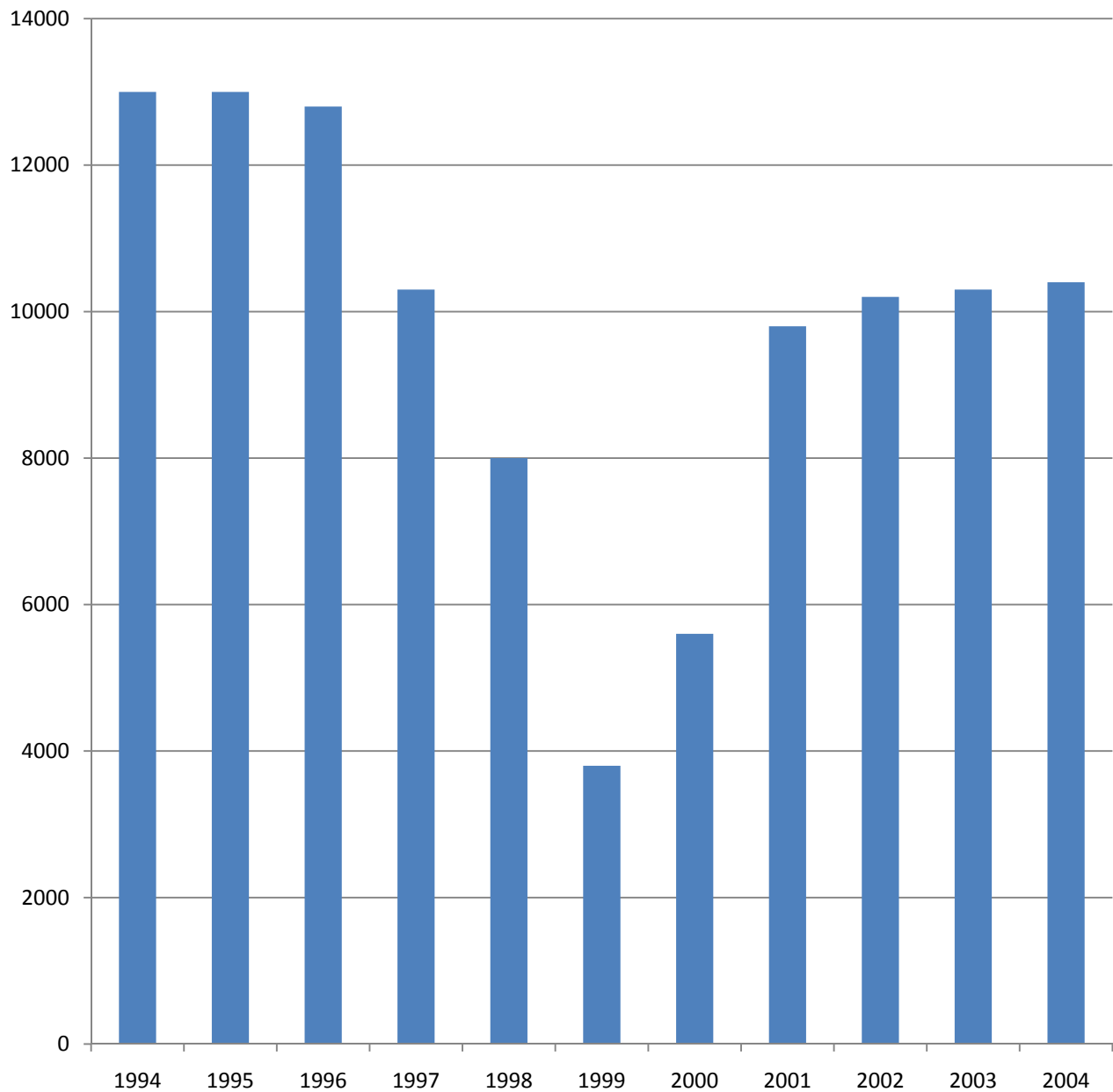
- NZ Injury Prevention Strategy
 - ↳ NZ Injury Prevention Implementation Strategies
 - ↳ The ***Workplace Health and Safety Strategy***
- ACC WSMP and Partnership Programmes.
- ACC Safer Industries groups.
- 20,000 or so Health and Safety reps have been trained.
- Numerous other courses have been undertaken by an array of employers and employees.
- Safeguard Awards
- Industry conferences
- Plus many more.....

Has anything changed?



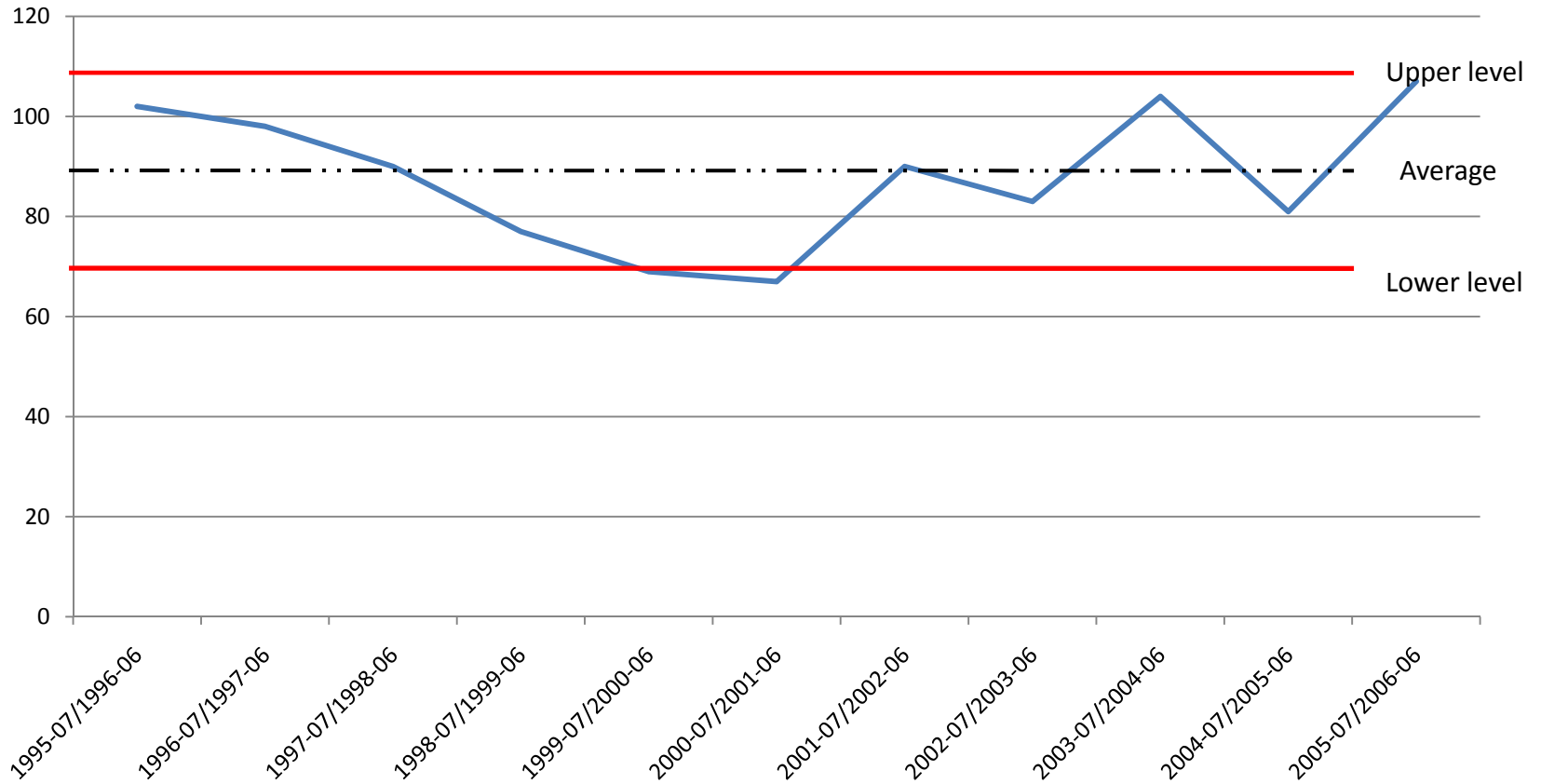
Work related fatal --Frequency ACC

Work related non fatal frequency ACC

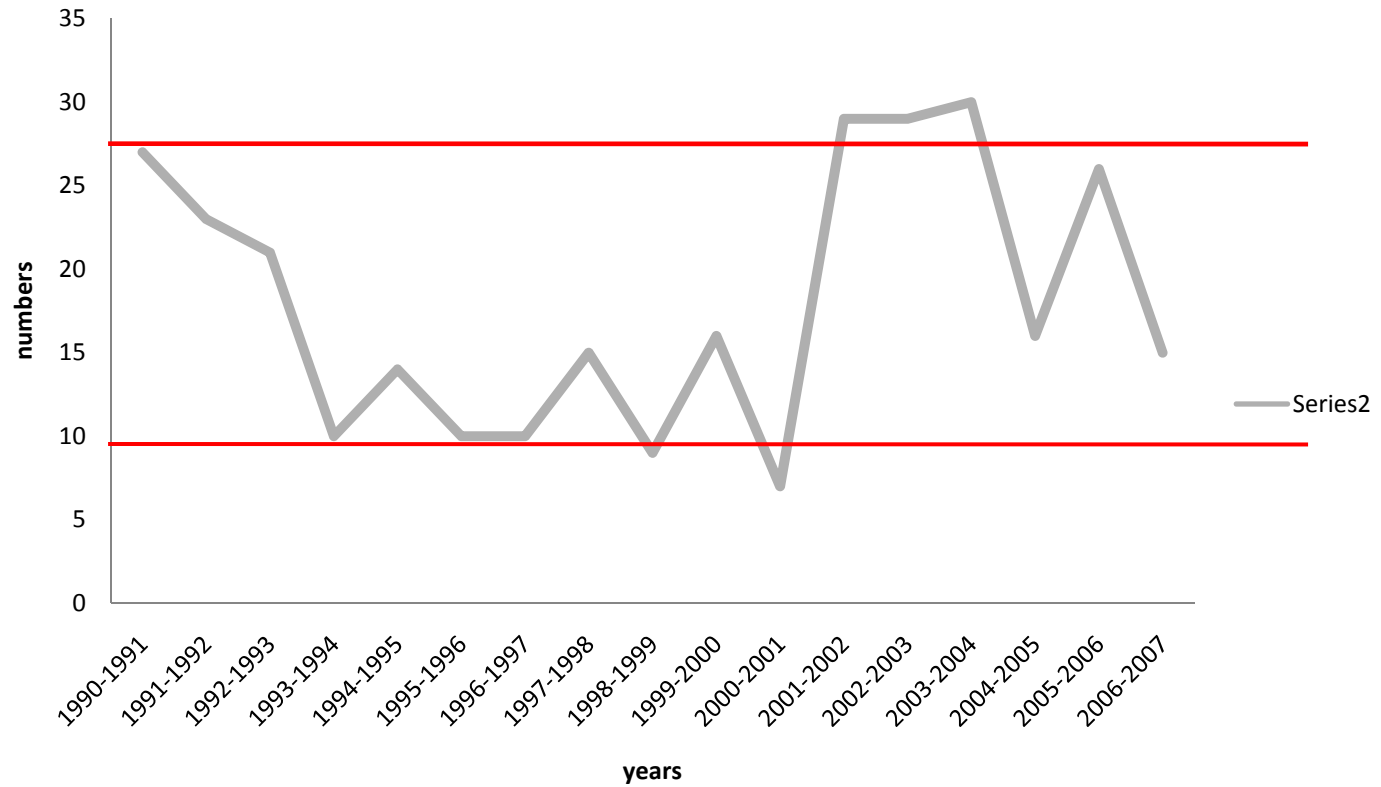


■ Work related non fatal frequency ACC

Fatal claims at work. ACC data



INDUSTRIAL/COMMERCIAL FATAL ACCIDENTS INVESTIGATED BY OSH & DEPARTMENT OF LABOUR 1990-2007



Statistics

- **Annual**
- 80-100 deaths
- 242,600 ACC claims
- 1000 Illness deaths
- 20,000 New illnesses
- **Weekly**
- 1.9 deaths
- 4665
- 19.2
- 384.

More of the same means no change.

In the 15 years since 1993 the total work related deaths are close to 16500.



Speak no

See no

Hear no

What is needed

- An integrated approach to safe design and safe work practices.
- A multi discipline approach to workplace safety.
- An integrated approach to investigations and remedial solutions post accident event.
- A rehabilitation system that includes ergonomic and engineering involvement.

The “OHSIG”

Has a huge ability to make a quantum change within the business world by assisting DoL and ACC in their endeavours.

Has an untapped potential for collaborative innovation and development of OH&S interventions, including building capacity and capability within the provider network.

Holds the knowledge base for safe design and safe systems of work.

Will lift the bench mark for OH&S within NZ

Will conduct regular conferences to attract overseas knowledge and ideas.

Will become the **OH&S Industry voice**.

Welcome to the conference

Have a great time

Talk with other stakeholders

Make a difference.